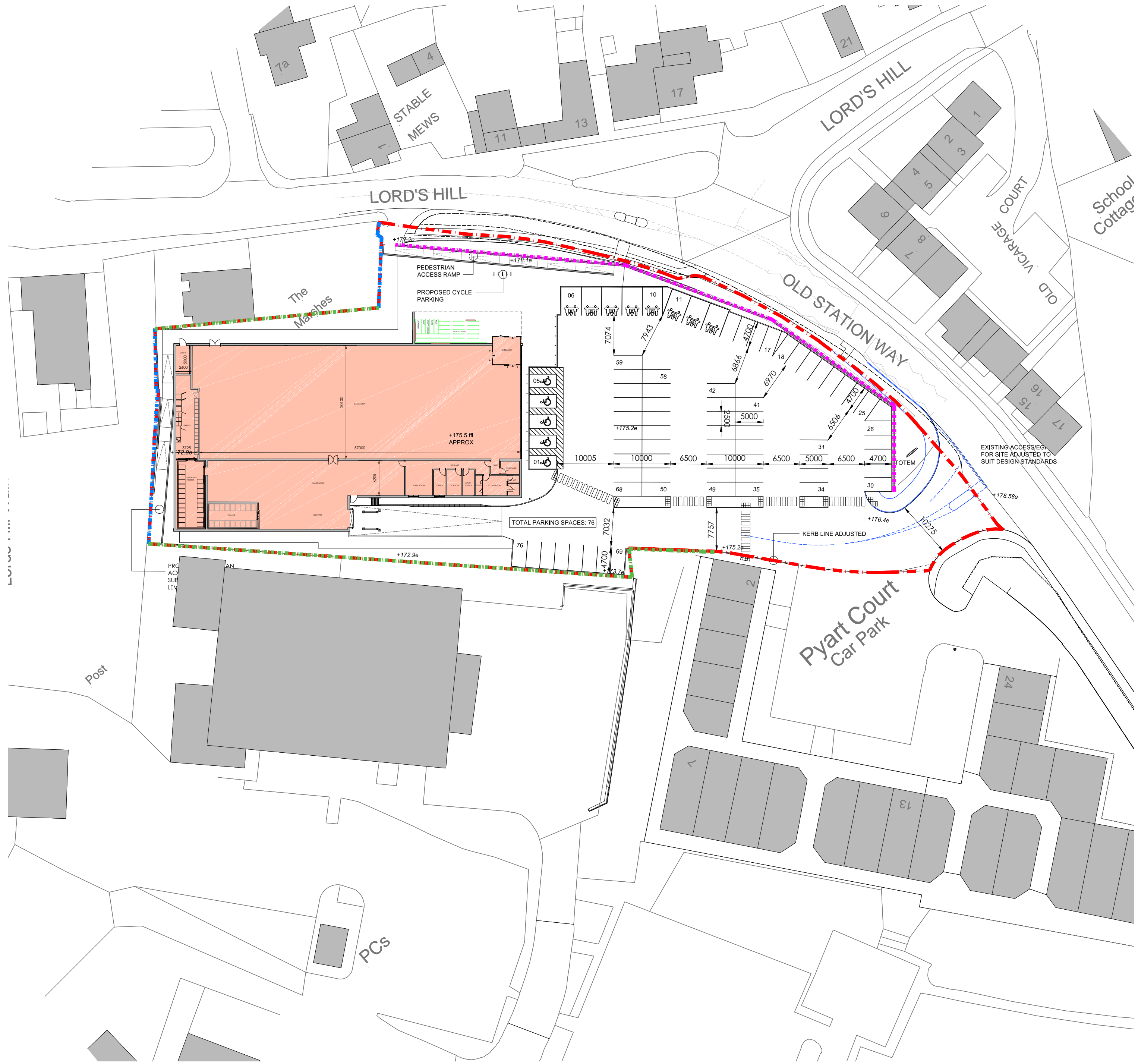

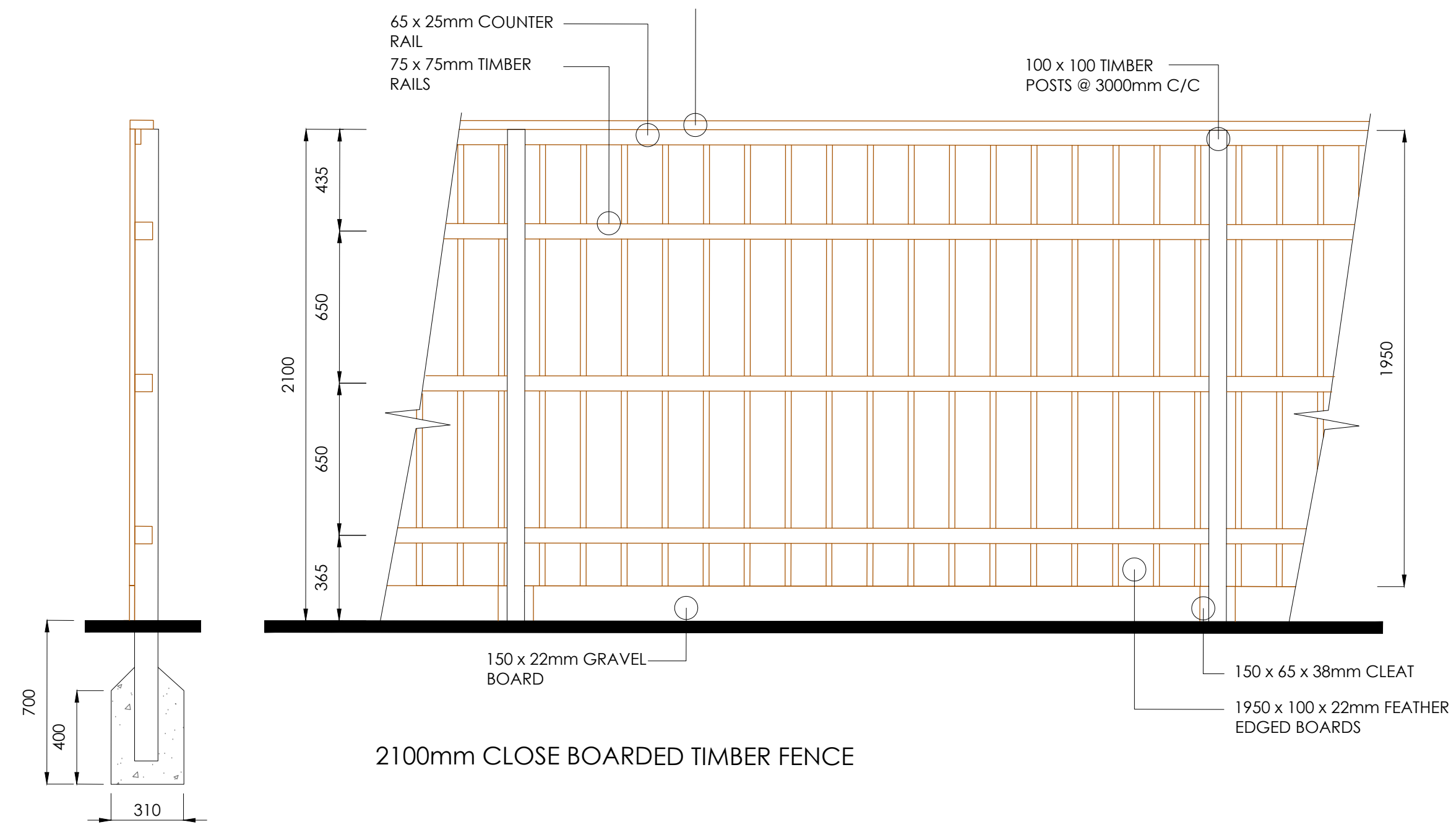


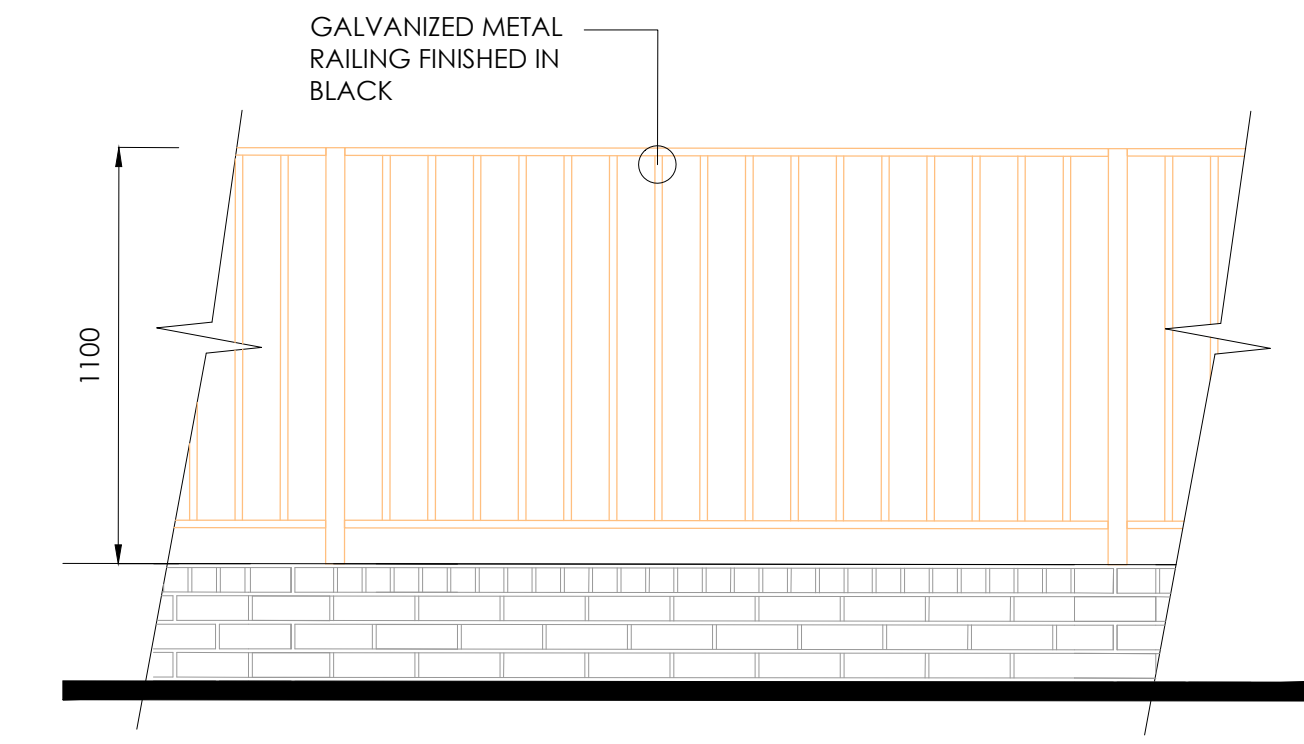
IMPORTANT INFORMATION
 Dimensions to be confirmed on site prior to start of works and CDAS is to be informed of discrepancies immediately. No dimensions to be scaled from this drawing.
 All materials and works are to be carried out in accordance with current British Standards, Planning Approval, current Building Regulations and Codes of Practice.
 Party Wall Act -
 Notice under the Party Wall Act are to be served by the property owner or appointed third party by property owner.
 Health and Safety -
 CDM 2015 Regulations apply to all construction works to be carried out and apply to designers, contractors and the client. As such all parties have duties under these regulations.



PROPOSED SITE LAYOUT
 SCALE 1:500



2100mm CLOSE BOARDED TIMBER FENCE



1100mm VISI RAIL ON TOP OF RETAINING WALL
 RAL COLOUR 7024

- BOUNDARY TREATMENTS KEY**
- ■ ■ ■ ■ RETAIN EXISTING STONE WALL
 - ■ ■ ■ ■ 2100mm CLOSE BOARDED TIMBER FENCE
 - ■ ■ ■ ■ 1100mm VISI RAIL ON TOP OF RETAINING WALL

Rev	Date	Description	Revised Checked By
		Amendments	

STATUS: PLANNING

Client
 LIDL UK GMBH -
 WESTON-SUPER-MARE, BS24 7TG
Project
 LAND ADJACENT TO LORDS
 HILL/PYART COURT, COLEFORD
Title
 PROPOSED BOUNDARY TREATMENTS

Job No. 17169
Drawing No. AD 114
Drawn by SEN
Checked by DGH
Date SEP 2018
Scale 1:20 / 1:500
Sheet A1

**Chartered Institute of Architectural Technologists
 Registered Practice**

One Design Architectural Services Ltd
 Unit 1, Merchants Quay,
 Phase II, Ashley Lane, Shipley
 West Yorkshire, BD17 7DB
 0 1 2 7 4 5 9 1 1 8 8
 www.onedesignarchs.com
 mail@onedesignarchs.com

**ONE DESIGN
 ARCHITECTURAL SERVICES**

Registered in England and Wales Co No. 8355643